




- Parts Required:** Half Tray (Left and Right side specific)
 Upper Side Pad (color specific)
 Arm Top Frame

Step	Execution	Figures
1	Squeeze the Push Pins and lift up on armrest to remove the arm	
2	Replace existing arm with the new arm/half tray.	
3	Flip tray over the seat.	

For more information, please contact Broda Customer Care at 1-800-668-0637